

BUROMAX[↑]

PANEL SYSTEM


BUROMAX PANEL SYSTEM

BUROMAX[↑]

Headquarters Tanhyeon Regional Industrial Complex BUROMAX B/D, 26, Hannoksan-gil, Tanhyeon-myeon, Paju-si, Gyeonggi-do, Korea
factory 19-29, Heyri-ro 133beon-gil, Tanhyeon-myeon, Paju-si, Gyeonggi-do, Korea

☎ 031.957.7912 🖨 031.957.7913 ✉ buromax@buromax.net 🌐 www.buromax.net

www.buromax.net



SP

SCAPE PANEL SYSTEM

Simple and modern design as well as a structure that allows changes to various layouts with excellent utilization of space

Light panel that is easy to install and move while saving space practically as much as the volume reduced with our lightweight panels.





06



08



OFFICE SPACE

A panel system that sticks to the basics for a more efficient composition and management. Reduces complex functions that are rarely used and designed to fit into any interior for a cleaner looking space.

10





Fabric: GREEN(DS042)
Finish: WHITE



01 Edge and Post

Combination of clean white edges with fabrics which yield a more pleasant space.

03 Accessories

For accessories, the panel's upper groove can be used as a stationery prop and to attaching memos onto, etc. for more convenient use of office supplies.

02 Height Adjustment

A plastic injection leveler has been attached to the bottom to provide not only greater design perfection, but also an easier method to adjust the evenness of panels even if the floor remains uneven



14

FREE MEETING SPACE

The SCAPE series making use of units which possess simple lines to create a space for more free communication with a system with diverse composition depending on the space provided, as well as a refined design filled with unique sensibilities.



Fabric: GRAY(DS049)
Finish: WHITE





18



FABRIC

Five warm fabric colors that go well with any kind of interior

EDGE

Combination of clean white edges and fabrics to produce an enjoyable space.

STABILIZER

Two types - stable fixed-type and moving caster type for more free movement

LEVELLER

A plastic injection leveler has been attached to the bottom to provide not only greater design perfection, but also an easier method to adjust the evenness of panels even if the floor remains uneven

Detail

POST



2 WAY




3 WAY



4 WAY

TURNING BRACKET



Turning bracket (for Scape Board)

Applied turning bracket that allows for layouts at various angles to change the space to have more free areas.



Various accessories

For accessories, the panel's upper groove can be used as a stationery prop and to attaching memos onto, etc. for more convenient use of office supplies.

















SCREEN

Lightweight and simple slim screens with a slim design go well with height-adjustable desks which are being highlighted as changes offices are making to their environments, which has been a trend in the creation of healthier office environments.



ITEM

SCAPE PANEL(STEEL)		SCAPE PANEL(BOARD)		
				
Scape Panel (Steel)		Scape Panel (Board)		Scape Panel (Board)
NPSC1062 W600 D32 H1200		NPSC0062 W600 D32 H1200		NPSC0065 W600 D32 H1500
NPSC1072 W700 D32 H1200		NPSC0072 W700 D32 H1200		NPSC0075 W700 D32 H1500
NPSC1082 W800 D32 H1200		NPSC0082 W800 D32 H1200		NPSC0085 W800 D32 H1500
NPSC1102 W1000 D32 H1200		NPSC0102 W1000 D32 H1200		NPSC0105 W1000 D32 H1500
NPSC1122 W1200 D32 H1200		NPSC0122 W1200 D32 H1200		NPSC0125 W1200 D32 H1500
STABILIZER		POST		
				
Stabilizer (Moving Caster)		Connection Post (2 WAY)	Connection Post (3 WAY)	Connection Post (4 WAY)
NPSC9110 W380 D40 H119		NPSC6002 W26.5 D26.5 H1065	NPSC6012 W32 D32 H1065	NPSC6022 W32 D32 H1065
Stabilizer (Fixed)				
NPSC9100 W380 D40 H119				
SCAPE SCREEN		ACCESSORY		
				
Scape Screen (32T)		Accessory (Board)		Accessory (Hanging type)
NSSC0012 W1200 D32 H800		NPSC920 W302 D12 H263		NPSC9202 W150 D95 H227
NSSC0014 W1400 D32 H800				
NSSC0016 W1600 D32 H800				
NSSC0018 W1800 D32 H800				

SLIM SCREEN				
				
Slim Screen (15T)				
NSUS0012 W1200 D15 H800				
NSUS0014 W1400 D15 H800				
NSUS0016 W1600 D15 H800				
NSUS0018 W1800 D15 H800				
FABRIC COLOR				
				
GREEN(DS042)	YELLOW(DS043)	BROWN(DS046)	NAVY(DS047)	GRAY(DS049)

AP

AURA PANEL SYSTEM

Unit with excellent variability, an efficient wiring system and an easy assembly system as well as disassembly

Dual structure detachable panels and frames provided as a panel system with excellent variability that can satisfy various and special work environments







01 Accessory Tile

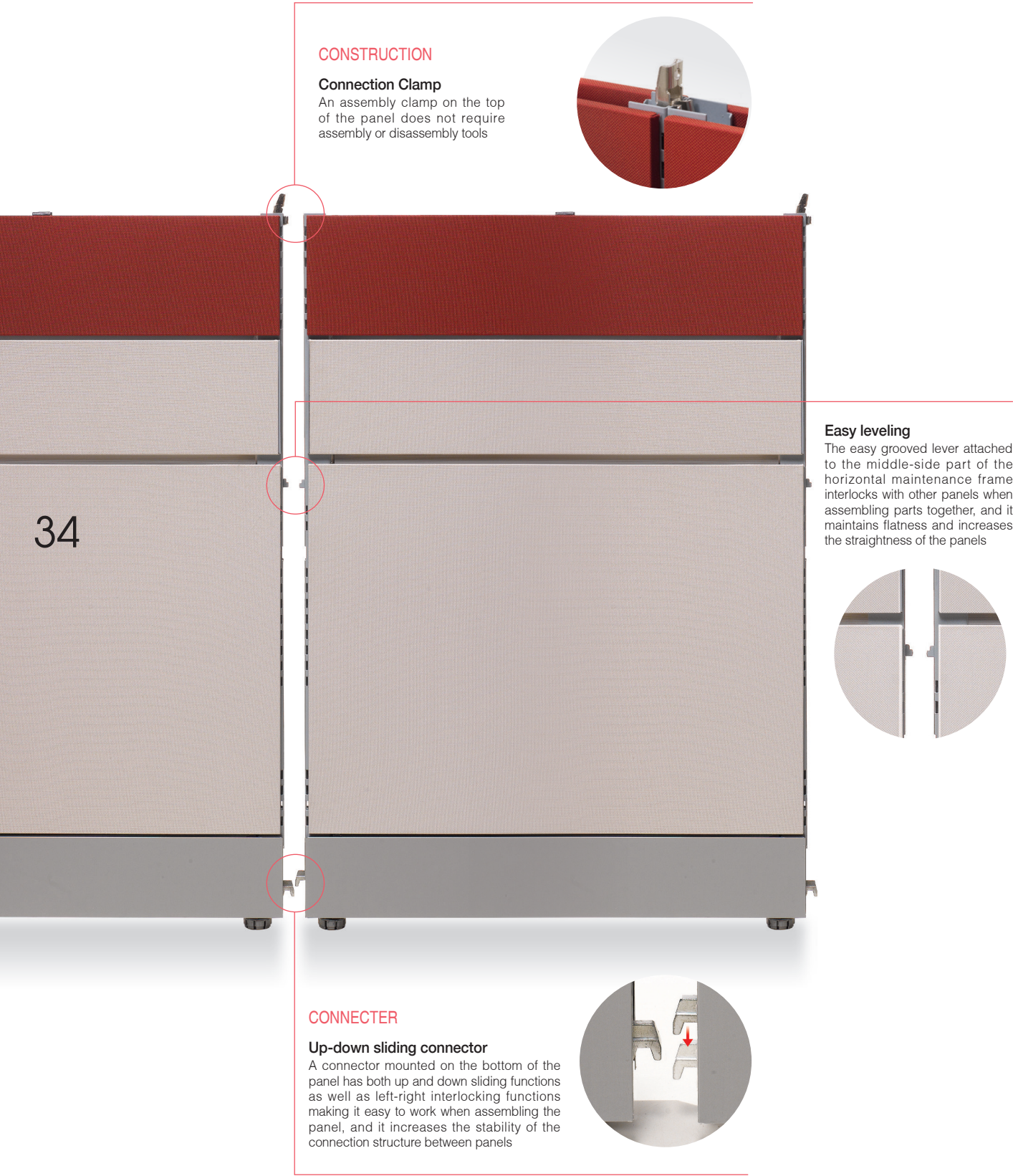
Accessory tiles can be used to attach phone hangers, memo boxes, pencil cases, etc. to make office supply use convenient

02 Excellent Straightness

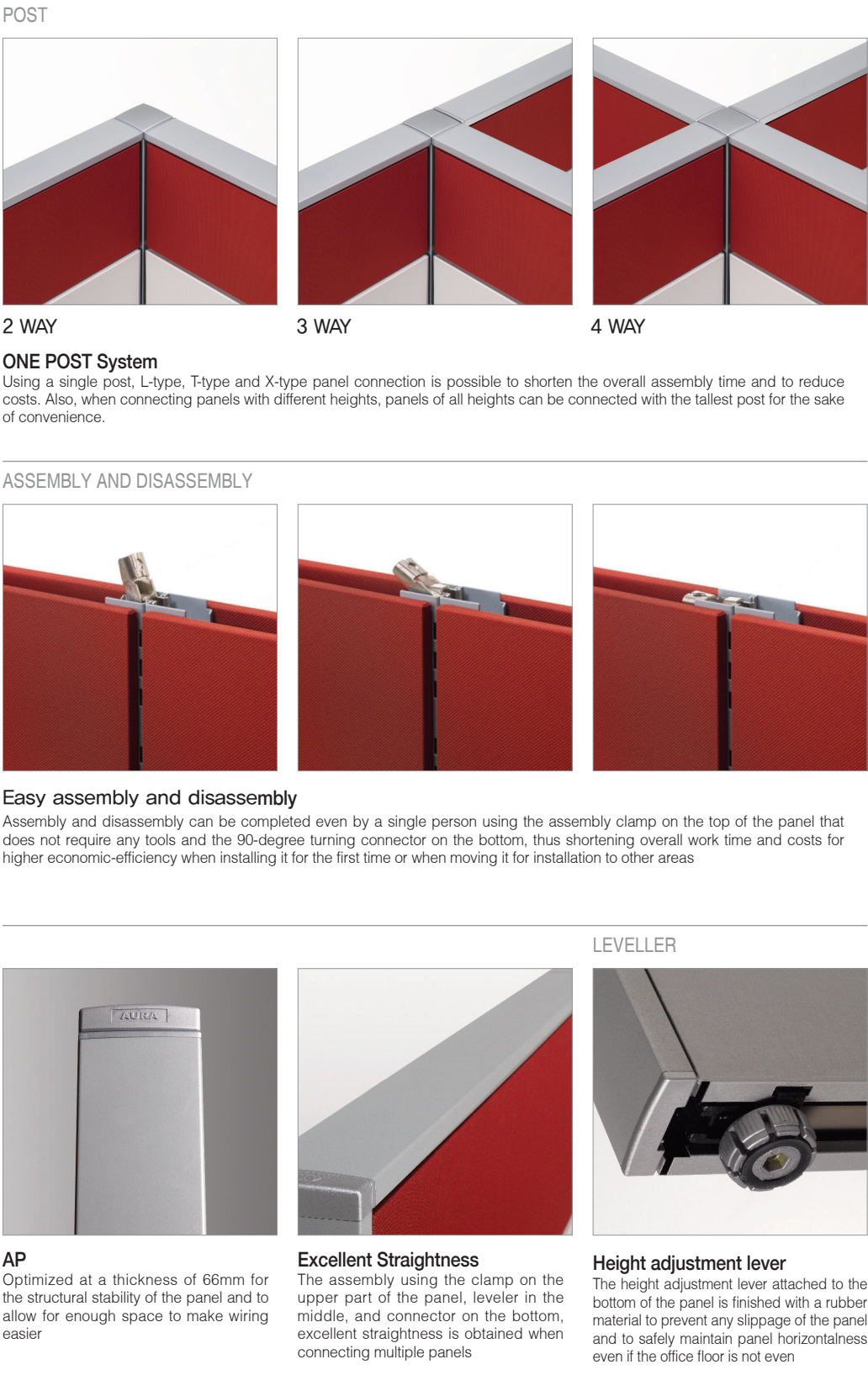
The assembly making use of a clamp on the upper part of the panel, leveler in the middle, and connector on the bottom provide excellent straightness when connecting multiple panels.

03 Color Steel Plate Panels

Gentle horizontal stripe patterns and refined gray toned designs create a calm and elegant mood around the office. It has excellent recyclability in addition which make it eco-friendly, and memos can be attached using magnets.




Detail




Detail

Wiring system

Large amounts of wiring are made possible by providing sufficient wiring space inside of a panel frame. In addition, up-down and left-right wiring is simplified even when panel is assembled using the space inside the belt tile and base cover.



36



Belt tile


It can be fixed if the belt tile is opened to 105 degrees making labor simpler through the horizontal wiring guide while working on the belt part, so that wiring is possible even when a panel is assembled.



Outlet + communication module


Connect four-socket power strip that has received safety certification and a communication modular to use various types of office appliances

STABILIZER




Stabilizer

Used when connecting multiple panels in a straight line and helps maintain evenness when an office floor is not completely even by attaching a height adjustment bolt.



Regular tile

On the back side of regular tiles, magnets are applied on the upper part and a foldable plastic hook on the bottom provides a method to make it simple when attaching and detaching tiles on the panel frame. They can also be piled on top of each other making it convenient during packaging and transportation.



Glass tile

5mm thick glass assembled using vertical and horizontal frame made with ABS material

END BAR



End bar

When fixed by applying the hook on the end bar made with aluminum materials makes it sturdy and easy to attach and detach






SHELF



Open shelf

Install at various heights on the panel using brackets to use as personal storage space






PANEL Basic Type

				
Basic (H:970)	Basic (H:1170)	Basic (H:1370)	Basic (H:1570)	Basic (H:1770)
NPAS0060 W600 D65 H970	NPAS0062 W600 D65 H1170	NPAS0064 W600 D65 H1370	NPAS0066 W600 D65 H1570	NPAS0068 W600 D65 H1770
NPAS0070 W700 D65 H970	NPAS0072 W700 D65 H1170	NPAS0074 W700 D65 H1370	NPAS0076 W700 D65 H1570	NPAS0078 W700 D65 H1770
NPAS0080 W800 D65 H970	NPAS0082 W800 D65 H1170	NPAS0084 W800 D65 H1370	NPAS0086 W800 D65 H1570	NPAS0088 W800 D65 H1770
NPAS0100 W1000 D65 H970	NPAS0102 W1000 D65 H1170	NPAS0104 W1000 D65 H1370	NPAS0106 W1000 D65 H1570	NPAS0108 W1000 D65 H1770
NPAS0120 W1200 D65 H970	NPAS0122 W1200 D65 H1170	NPAS0124 W1200 D65 H1370	NPAS0126 W1200 D65 H1570	NPAS0128 W1200 D65 H1770

PANEL Upper Glass Type

				
Upper Glass Type (H:970)	Upper Glass Type (H:1170)	Upper Glass Type (H:1370)	Upper Glass Type (H:1570)	Upper Glass Type (H:1770)
NPAS2060 W600 D65 H970	NPAS2062 W600 D65 H1170	NPAS2064 W600 D65 H1370	NPAS2066 W600 D65 H1570	NPAS2068 W600 D65 H1770
NPAS2070 W700 D65 H970	NPAS2072 W700 D65 H1170	NPAS2074 W700 D65 H1370	NPAS2076 W700 D65 H1570	NPAS2078 W700 D65 H1770
NPAS2080 W800 D65 H970	NPAS2082 W800 D65 H1170	NPAS2084 W800 D65 H1370	NPAS2086 W800 D65 H1570	NPAS2088 W800 D65 H1770
NPAS2100 W1000 D65 H970	NPAS2102 W1000 D65 H1170	NPAS2104 W1000 D65 H1370	NPAS2106 W1000 D65 H1570	NPAS2108 W1000 D65 H1770
NPAS2120 W1200 D65 H970	NPAS2122 W1200 D65 H1170	NPAS2124 W1200 D65 H1370	NPAS2126 W1200 D65 H1570	NPAS2128 W1200 D65 H1770

PANEL Two-sided Belt Type

				
Two-sided Belt Type (H:970)	Two-sided Belt Type (H:1170)	Two-sided Belt Type (H:1370)	Two-sided Belt Type (H:1570)	Two-sided Belt Type (H:1770)
NPAS1060 W600 D65 H970	NPAS1062 W600 D65 H1170	NPAS1064 W600 D65 H1370	NPAS1066 W600 D65 H1570	NPAS1068 W600 D65 H1770
NPAS1070 W700 D65 H970	NPAS1072 W700 D65 H1170	NPAS1074 W700 D65 H1370	NPAS1076 W700 D65 H1570	NPAS1078 W700 D65 H1770
NPAS1080 W800 D65 H970	NPAS1082 W800 D65 H1170	NPAS1084 W800 D65 H1370	NPAS1086 W800 D65 H1570	NPAS1088 W800 D65 H1770
NPAS1100 W1000 D65 H970	NPAS1102 W1000 D65 H1170	NPAS1104 W1000 D65 H1370	NPAS1106 W1000 D65 H1570	NPAS1108 W1000 D65 H1770
NPAS1120 W1200 D65 H970	NPAS1122 W1200 D65 H1170	NPAS1124 W1200 D65 H1370	NPAS1126 W1200 D65 H1570	NPAS1128 W1200 D65 H1770

PANEL Two-sided Belt Upper Glass Type

			
Two-sided Belt Upper Glass Type (H:1170)	Two-sided Belt Upper Glass Type (H:1370)	Two-sided Belt Upper Glass Type (H:1570)	Two-sided Belt Upper Glass Type (H:1770)
NPAS3062 W600 D65 H1170	NPAS3064 W600 D65 H1370	NPAS3066 W600 D65 H1570	NPAS3068 W600 D65 H1770
NPAS3072 W700 D65 H1170	NPAS3074 W700 D65 H1370	NPAS3076 W700 D65 H1570	NPAS3078 W700 D65 H1770
NPAS3082 W800 D65 H1170	NPAS3084 W800 D65 H1370	NPAS3086 W800 D65 H1570	NPAS3088 W800 D65 H1770
NPAS3102 W1000 D65 H1170	NPAS3104 W1000 D65 H1370	NPAS3106 W1000 D65 H1570	NPAS3108 W1000 D65 H1770
NPAS3122 W1200 D65 H1170	NPAS3124 W1200 D65 H1370	NPAS3126 W1200 D65 H1570	NPAS3128 W1200 D65 H1770

POST



Post

- NPAS6000** W65 D65 H970
- NPAS6002** W65 D65 H1170
- NPAS6004** W65 D65 H1370
- NPAS6006** W65 D65 H1570
- NPAS6008** W65 D65 H1770



END BAR



End bar

- NPAS7000** W65 D18 H970
- NPAS7002** W65 D18 H1170
- NPAS7004** W65 D18 H1370
- NPAS7006** W65 D18 H1570
- NPAS7008** W65 D18 H1770



WIRE BELT



Wiring Belt (4 Socket Multi 2 LAN)

- NPAS9906L/R** W600 D14 H184
- NPAS9907L/R** W700 D14 H184
- NPAS9908L/R** W800 D14 H184
- NPAS9910L/R** W1000 D14 H184
- NPAS9912L/R** W1200 D14 H184

ACCESSORY TILE




Accessory Tile

- NPAS9606** W600 D11 H194
- NPAS9607** W700 D11 H194
- NPAS9608** W800 D11 H194
- NPAS9610** W1000 D11 H194
- NPAS9612** W1200 D11 H194



SHELF CABINET



Open shelf

- NPAS8060** W600 D274 H160
- NPAS8070** W700 D274 H160
- NPAS8080** W800 D274 H160
- NPAS8100** W1000 D274 H160
- NPAS8120** W1200 D274 H160



WHITE BOARD



White Board Tile

- NPAS8306** W588 D11 H392
- NPAS8307** W688 D11 H392
- NPAS8308** W788 D11 H392
- NPAS8310** W988 D11 H392
- NPAS8312** W1188 D11 H392



GLASS TILE



Glass tile (bronze)



Glass tile (mist)



Glass tile (transparent)



ACCESSORY



Accessory (Paper Tray)

- NPAS8201** W381 D226 H60



Accessory (File Holder)

- NPAS8202** W111 D201 H244



Accessory (Pen Tray)

- NPAS8203** W180 D106 H29



Accessory (Pen Holder)

- NPAS8204** W180 D106 H120



STABILIZER



Stabilizer

- NPAS9100** W380 D75 H187



BRACKET



Hanging Top Board Bracket

- NPAS9110** W500 D32 H233



Hanging Top Board Auxiliary Bracket

- NPAS9111** W350 D32 H120



Cabinet Bracket

- NPAS9170** W104 D18 H115



Counter Bracket

- NPAS9120** W120 D30 H125




Wall Fastening

- NPAS9150** W70 D40 H70




FABRIC COLOR

F-700




- F-703** **F-704A** **F-707A** **F-708**

F-800




- F-881** **F-884** **F-885** **F-887**


F-500




- F-501** **F-502** **F-503** **F-504**



- F-701** **F-701A** **F-705** **F-705A**



- F-883** **F-884A** **F-885A** **F-887A**



- F-507** **F-508** **F-509** **F-510**

RP

RENOPLAN PANEL SYSTEM

Modularized work station for easy and efficient assembly and disassembly with excellent durability

Block-type panel system based on honeycomb design with excellent durability and a panel system that can provide a modularized work station that request various business environments







48

MATERIAL

Panel material


The panel has been finished with metal materials which can perform functions as a memo pads using magnets



CONSTRUCTION

Panel structure

Adopted a block type finished with steel or wood materials on top of a panel structure of honeycombs to increase structural stability and panel durability




LEVELLER

Height adjustment lever


The height adjustment lever attached to the bottom of the panel is finished with rubber material to prevent any slippage of the panel and to safely maintain panel horizontalness even if the office floor is not even

Detail

POST



2 WAY



3 WAY




4 WAY

ONE POST System

Using a single post, L-type, T-type and X-type panel connection is possible to shorten assembly time and to reduce costs.

ASSEMBLY AND DISASSEMBLY



Easy assembly and disassembly

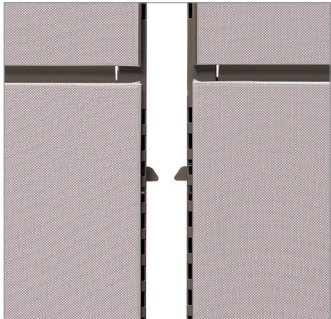
Assembly and disassembly can be completed by a single person using the assembly clamp on the top of the panel that does not require any tools and the 90-degree turning connector on the bottom, thus shortening labor time and costs thus providing more economically efficient installation of new systems or when moving the structure to be installed in another area

CONNECTOR



Up-down 90-degree turning connector

The connector mounted on the bottom of the panel has 90 degree rotation and left-right interlocking functions making it easy to work on when assembling the panel, and it increases stability of the connection structure between panels



Easy leveling

The easy grooved lever attached on the middle-side part of the horizontal maintenance frame interlocks with each other when assembling panel, and it maintains flatness and increases straightness of the panel

Detail

Wiring system

Large amounts of wiring possible by providing sufficient wiring space inside a panel frame. In addition, up-down and left-right wiring is easy even when panel is assembled using the space inside the belt tile and base cover.



Belt tile


It can be fully fixed if the belt tile remains opened at a 105 degrees angle making labor simpler through the horizontal wiring guide while working on the belt area, so that wiring is possible even when a panel is assembled.



Outlet + communication module

Connect four-socket power strip that has received safety certification and a communication modular to use various types of office appliances

STABILIZER



Stabilizer

Used when connecting multiple panels in a straight line and it helps maintain evenness of the panel when the office floor is not even by attaching a height adjustment bolt.

Color Steel Plate Panels

Gentle horizontal stripe patterns and refined gray tone color designs create a calm and elegant office mood. It also has excellent recyclability making it eco-friendly, and memos can be attached using magnets.

END BAR



End bar

Applied hook method in the aluminum end bar for easy attachment and detachment

SHELF



Open shelf

Install at various heights in panel using brackets to use as personal storage space

PANEL Basic Type



Basic (H:954)

- NPBS0060** W600 D62 H954
- NPBS0070** W700 D62 H954
- NPBS0080** W800 D62 H954
- NPBS0100** W1000 D62 H954
- NPBS0120** W1200 D62 H954



Basic (H:1054)

- NPBS0061** W600 D62 H1054
- NPBS0071** W700 D62 H1054
- NPBS0081** W800 D62 H1054
- NPBS0101** W1000 D62 H1054
- NPBS0121** W1200 D62 H1054



Basic (H:1154)

- NPBS0062** W600 D62 H1154
- NPBS0072** W700 D62 H1154
- NPBS0082** W800 D62 H1154
- NPBS0102** W1000 D62 H1154
- NPBS0122** W1200 D62 H1154



Basic (H:1354)

- NPBS0064** W600 D62 H1354
- NPBS0074** W700 D62 H1354
- NPBS0084** W800 D62 H1354
- NPBS0104** W1000 D62 H1354
- NPBS0124** W1200 D62 H1354

PANEL Two-sided Belt Type



Two-sided Belt Type (H:1054)

- NPBS1061** W600 D62 H1054
- NPBS1071** W700 D62 H1054
- NPBS1081** W800 D62 H1054
- NPBS1101** W1000 D62 H1054
- NPBS1121** W1200 D62 H1054



Two-sided Belt Type (H:1154)

- NPBS1062** W600 D62 H1154
- NPBS1072** W700 D62 H1154
- NPBS1082** W800 D62 H1154
- NPBS1102** W1000 D62 H1154
- NPBS1122** W1200 D62 H1154



Two-sided Belt Type (H:1354)

- NPBS1064** W600 D62 H1354
- NPBS1074** W700 D62 H1354
- NPBS1084** W800 D62 H1354
- NPBS1104** W1000 D62 H1354
- NPBS1124** W1200 D62 H1354



Two-sided Belt Type (H:1554)

- NPBS1066** W600 D62 H1554
- NPBS1076** W700 D62 H1554
- NPBS1086** W800 D62 H1554
- NPBS1106** W1000 D62 H1554
- NPBS1126** W1200 D62 H1554



Two-sided Belt Type (H:1854)

- NPBS1069** W600 D62 H1854
- NPBS1079** W700 D62 H1854
- NPBS1089** W800 D62 H1854
- NPBS1109** W1000 D62 H1854
- NPBS1129** W1200 D62 H1854

PANEL Basic Type



Basic (H:1554)

- NPBS0066** W600 D62 H1554
- NPBS0076** W700 D62 H1554
- NPBS0086** W800 D62 H1554
- NPBS0106** W1000 D62 H1554
- NPBS0126** W1200 D62 H1554



Basic (H:1854)

- NPBS0069** W600 D62 H1854
- NPBS0079** W700 D62 H1854
- NPBS0089** W800 D62 H1854
- NPBS0109** W1000 D62 H1854
- NPBS0129** W1200 D62 H1854

PANEL Upper Glass Type



Upper Glass Type (H:954)

- NPBS2060** W600 D62 H954
- NPBS2070** W700 D62 H954
- NPBS2080** W800 D62 H954
- NPBS2100** W1000 D62 H954
- NPBS2120** W1200 D62 H954



Upper Glass Type (H:1154)

- NPBS2062** W600 D62 H1154
- NPBS2072** W700 D62 H1154
- NPBS2082** W800 D62 H1154
- NPBS2102** W1000 D62 H1154
- NPBS2122** W1200 D62 H1154



Upper Glass Type (H:1354)

- NPBS2064** W600 D62 H1354
- NPBS2074** W700 D62 H1354
- NPBS2084** W800 D62 H1354
- NPBS2104** W1000 D62 H1354
- NPBS2124** W1200 D62 H1354



Upper Glass Type (H:1554)


- NPBS2066** W600 D62 H1554
- NPBS2076** W700 D62 H1554
- NPBS2086** W800 D62 H1554
- NPBS2106** W1000 D62 H1554
- NPBS2126** W1200 D62 H1554



Upper Glass Type (H:1854)
















- NPBS2069** W600 D62 H1854
- NPBS2079** W700 D62 H1854
- NPBS2089** W800 D62 H1854
- NPBS2109** W1000 D62 H1854
- NPBS2129** W1200 D62 H1854

PANEL Two-sided Belt Upper Glass Type






			
Two-sided Belt Upper Glass Type (H:1154)	Two-sided Belt Upper Glass Type (H:1354)	Two-sided Belt Upper Glass Type (H:1554)	Two-sided Belt Upper Glass Type (H:1854)
NPBS3062 W600 D62 H1154	NPBS3064 W600 D62 H1354	NPBS3066 W600 D62 H1554	NPBS3069 W600 D62 H1854
NPBS3072 W700 D62 H1154	NPBS3074 W700 D62 H1354	NPBS3076 W700 D62 H1554	NPBS3079 W700 D62 H1854
NPBS3082 W800 D62 H1154	NPBS3084 W800 D62 H1354	NPBS3086 W800 D62 H1554	NPBS3089 W800 D62 H1854
NPBS3102 W1000 D62 H1154	NPBS3104 W1000 D62 H1354	NPBS3106 W1000 D62 H1554	NPBS3109 W1000 D62 H1854
NPBS3122 W1200 D62 H1154	NPBS3124 W1200 D62 H1354	NPBS3126 W1200 D62 H1554	NPBS3129 W1200 D62 H1854

STABILIZER

BRACKET

					
Stabilizer	Hanging top board bracket	Hanging top board auxiliary bracket	Cabinet bracket	Counter bracket	Wall-fastening
NPBS9100	NPBS9110	NPBS9111	NPBS9170	NPBS9120	NPBS9150
W375 D75 H130	W500 D32 H223	W350 D32 H120	W101 D18 H115	W120 D30 H120	W68 D42 H70
 Dark Gray  White	 Dark Gray	 Dark Gray	 Dark Gray	 Dark Gray  White	 Dark Gray  White

ACCESSORY










			
Accessory (Paper Tray)	Accessory (File Holder)	Accessory (Pen Tray)	Accessory (Pen Holder)
NPAS8201 W381 D226 H60	NPAS8202 W111 D201 H244	NPAS8203 W180 D106 H29	NPAS8204 W180 D106 H120
 White	 White	 White	 White

POST

END BAR

WIRE BELT

ACCESSORY TILE

























			
Post	End bar	Wiring Belt (4 Socket Multi 2 LAN)	Accessory Tile
NPBS6000 W62 D62 H954	NPBS7000 W62 D15 H954	NPBS9906L/R W600 D14 H184	NPBS9606 W600 D11 H194
NPBS6001 W62 D62 H1054	NPBS7001 W62 D15 H1054	NPBS9907L/R W700 D14 H184	NPBS9607 W700 D11 H194
NPBS6002 W62 D62 H1154	NPBS7002 W62 D15 H1154	NPBS9908L/R W800 D14 H184	NPBS9608 W800 D11 H194
NPBS6004 W62 D62 H1354	NPBS7004 W62 D15 H1354	NPBS9910L/R W1000 D14 H184	NPBS9610 W1000 D11 H194
NPBS6006 W62 D62 H1554	NPBS7006 W62 D15 H1554	NPBS9912L/R W1200 D14 H184	NPBS9612 W1200 D11 H194
NPBS6009 W62 D62 H1854	NPBS7009 W62 D15 H1854		 White
 Dark Gray  White	 Dark Gray  White		

SHELF CABINET

GLASS TILE

		
Open shelf	Glass block (bronze)	Glass block (mist)
NPBS8060 W600 D274 H160	 Dark Gray  White	 Dark Gray  White
NPBS8070 W700 D274 H160		
NPBS8080 W800 D274 H160		
NPBS8100 W1000 D274 H160		
NPBS8120 W1200 D274 H160		
 Dark Gray  White		

FABRIC COLOR

F-700				F-800				F-500			
											
F-703	F-704A	F-707A	F-708	F-881	F-884	F-885	F-887	F-501	F-502	F-503	F-504
											
F-701	F-701A	F-705	F-705A	F-883	F-884A	F-885A	F-887A	F-507	F-508	F-509	F-510

56

EP

ECONOPLAN PANEL SYSTEM

Outstanding fiscal effectiveness and optimized spatial utilization for simple and efficient assembly and disassembly

Adopted 45mm thickness to procure structural stability of panels to maximize economic efficiency as a panel system that allows efficient use of office space





58


60

Fabric: F-704A, F-705A
Finish: DARK GRAY




SLIM DESIGN

EP
Adopted 45mm slim design to improve the utilization of office space and finished the panel sides with steel bars to allow for better structural stability




MATERIAL

Panel material
The panel finished with metal materials can perform the function of acting as a memo pad when using magnets



CONNECTER

Up-down 90-degree turning connector
The connector mounted on the bottom of the panel has a 90-degree rotation and left-right interlocking functions making it easy to work on when assembling panels, and it increases the stability of the connection structure between panels




LEVELLER


Height adjustment lever
A height adjustment lever attached to the bottom of the panel is finished with a rubber material to prevent any slippage of the panel and to safely maintain panel horizontalness even if the office floor is not even

Detail


POST



2 WAY



3 WAY



4 WAY

ONE POST System

Using a single post, L-type, T-type and X-type panel connections are possible to decrease the overall assembly time and to reduce costs through this. Also, when connecting panels at different heights, it is convenient as panels of all heights can be connected with the tallest post.

END BAR




End bar

A hook on the end of the bar is present to easy attachment and detachment. It is made of lightweight aluminum.



Simple assembly and disassembly

Assembly and disassembly can be completed by a single person using the assembly clamp on the top of the panel which does not require any tools with the aid of the 90-degree turning connector on the bottom, thus shortening labor and costs for highly economic-efficiency when installing new or when moving it for installation in other areas



Excellent Straightness

Assembly using the clamp on the upper part of the panel, leveler in the middle, and connector on the bottom provides excellent straightness when connecting multiple panels



Open shelf

When an open shelf cannot be attached to the top of a desk due to restrictions of panel height, it can be attached to the bottom to procure more storage space

PANEL Basic Type - Top Steel

Basic (H:1070)	Basic (H:1170)	Basic (H:1370)	Basic (H:1570)	Basic (H:1770)
NPBC0061 W600 D45 H1070	NPBC0062 W600 D45 H1170	NPBC0064 W600 D45 H1370	NPBC0066 W600 D45 H1570	NPBC0068 W600 D45 H1770
NPBC0071 W700 D45 H1070	NPBC0072 W700 D45 H1170	NPBC0074 W700 D45 H1370	NPBC0076 W700 D45 H1570	NPBC0078 W700 D45 H1770
NPBC0081 W800 D45 H1070	NPBC0082 W800 D45 H1170	NPBC0084 W800 D45 H1370	NPBC0086 W800 D45 H1570	NPBC0088 W800 D45 H1770
NPBC0101 W1000 D45 H1070	NPBC0102 W1000 D45 H1170	NPBC0104 W1000 D45 H1370	NPBC0106 W1000 D45 H1570	NPBC0108 W1000 D45 H1770
NPBC0121 W1200 D45 H1070	NPBC0122 W1200 D45 H1170	NPBC0124 W1200 D45 H1370	NPBC0126 W1200 D45 H1570	NPBC0128 W1200 D45 H1770

Basic Type - Top Steel 200S

Basic (H:1170)	Basic (H:1370)	Basic (H:1570)
NPBT0062 W600 D45 H1170	NPBT0064 W600 D45 H1370	NPBT0066 W600 D45 H1570
NPBT0072 W700 D45 H1170	NPBT0074 W700 D45 H1370	NPBT0076 W700 D45 H1570
NPBT0082 W800 D45 H1170	NPBT0084 W800 D45 H1370	NPBT0086 W800 D45 H1570
NPBT0102 W1000 D45 H1170	NPBT0104 W1000 D45 H1370	NPBT0106 W1000 D45 H1570
NPBT0122 W1200 D45 H1170	NPBT0124 W1200 D45 H1370	NPBT0126 W1200 D45 H1570






PANEL Top Glass Type - Top Steel

Upper Glass Type (H:1070)	Upper Glass Type (H:1170)	Upper Glass Type (H:1370)	Upper Glass Type (H:1570)	Upper Glass Type (H:1770)
NPBC2061 W600 D45 H1070	NPBC2062 W600 D45 H1170	NPBC2064 W600 D45 H1370	NPBC2066 W600 D45 H1570	NPBC2068 W600 D45 H1770
NPBC2071 W700 D45 H1070	NPBC2072 W700 D45 H1170	NPBC2074 W700 D45 H1370	NPBC2076 W700 D45 H1570	NPBC2078 W700 D45 H1770
NPBC2081 W800 D45 H1070	NPBC2082 W800 D45 H1170	NPBC2084 W800 D45 H1370	NPBC2086 W800 D45 H1570	NPBC2088 W800 D45 H1770
NPBC2101 W1000 D45 H1070	NPBC2102 W1000 D45 H1170	NPBC2104 W1000 D45 H1370	NPBC2106 W1000 D45 H1570	NPBC2108 W1000 D45 H1770
NPBC2121 W1200 D45 H1070	NPBC2122 W1200 D45 H1170	NPBC2124 W1200 D45 H1370	NPBC2126 W1200 D45 H1570	NPBC2128 W1200 D45 H1770




PANEL Top Glass Type - Top Steel 200S

Upper Glass Type (H:1370)	Upper Glass Type (H:1570)	Upper Glass Type (H:1770)
NPBT2064 W600 D45 H1370	NPBT2066 W600 D45 H1570	NPBT2068 W600 D45 H1770
NPBT2074 W700 D45 H1370	NPBT2076 W700 D45 H1570	NPBT2078 W700 D45 H1770
NPBT2084 W800 D45 H1370	NPBT2086 W800 D45 H1570	NPBT2088 W800 D45 H1770
NPBT2104 W1000 D45 H1370	NPBT2106 W1000 D45 H1570	NPBT2108 W1000 D45 H1770
NPBT2124 W1200 D45 H1370	NPBT2126 W1200 D45 H1570	NPBT2128 W1200 D45 H1770

Basic Type - Top Wood

				
Basic (H:1070)	Basic (H:1170)	Basic (H:1370)	Basic (H:1570)	Basic (H:1770)
NPBD0061 W600 D45 H1070	NPBD0062 W600 D45 H1170	NPBD0064 W600 D45 H1370	NPBD0066 W600 D45 H1570	NPBD0068 W600 D45 H1770
NPBD0071 W700 D45 H1070	NPBD0072 W700 D45 H1170	NPBD0074 W700 D45 H1370	NPBD0076 W700 D45 H1570	NPBD0078 W700 D45 H1770
NPBD0081 W800 D45 H1070	NPBD0082 W800 D45 H1170	NPBD0084 W800 D45 H1370	NPBD0086 W800 D45 H1570	NPBD0088 W800 D45 H1770
NPBD0101 W1000 D45 H1070	NPBD0102 W1000 D45 H1170	NPBD0104 W1000 D45 H1370	NPBD0106 W1000 D45 H1570	NPBD0108 W1000 D45 H1770
NPBD0121 W1200 D45 H1070	NPBD0122 W1200 D45 H1170	NPBD0124 W1200 D45 H1370	NPBD0126 W1200 D45 H1570	NPBD0128 W1200 D45 H1770

Top Glass Type - Top Wood

		
Upper Glass Type (H:1370)	Upper Glass Type (H:1570)	Upper Glass Type (H:1770)
NPBD2064 W600 D45 H1370	NPBD2066 W600 D45 H1570	NPBD2068 W600 D45 H1770
NPBD2074 W700 D45 H1370	NPBD2076 W700 D45 H1570	NPBD2078 W700 D45 H1770
NPBD2084 W800 D45 H1370	NPBD2086 W800 D45 H1570	NPBD2088 W800 D45 H1770
NPBD2104 W1000 D45 H1370	NPBD2106 W1000 D45 H1570	NPBD2108 W1000 D45 H1770
NPBD2124 W1200 D45 H1370	NPBD2126 W1200 D45 H1570	NPBD2128 W1200 D45 H1770

POST



Post

NPBC6001 W45 D45 H1070
NPBC6002 W45 D45 H1170
NPBC6004 W45 D45 H1370
NPBC6006 W45 D45 H1570
NPBC6008 W45 D45 H1770



END BAR




End bar

NPBC7001 W45 D15 H1070
NPBC7002 W45 D15 H1170
NPBC7004 W45 D15 H1370
NPBC7006 W45 D15 H1570
NPBC7008 W45 D15 H1770



SHELF



Open shelf

NPBC8060 W600 D274 H160
NPBC8070 W700 D274 H160
NPBC8080 W800 D274 H160
NPBC8100 W1000 D274 H160
NPBC8120 W1200 D274 H160



GLASS TILE



Glass tile (bronze)



Glass tile (mist)



STABILIZER



Stabilizer

NPBC9100 W375 D65 H130



BRACKET



Hanging top board bracket

NPBC9110 W500 D32 H223



Hanging top board auxiliary bracket

NPBC9111 W350 D32 H120



Counter bracket

NPBC9120 W120 D30 H130




Wall-fastening

NPBS9150 W52 D42 H70



FABRIC COLOR

F-700




F-703	F-704A	F-707A	F-708
-------	--------	--------	-------




F-701	F-701A	F-705	F-705A
-------	--------	-------	--------

F-800




F-881	F-884	F-885	F-887
-------	-------	-------	-------




F-883	F-884A	F-885A	F-887A
-------	--------	--------	--------

F-500



F-501	F-502	F-503	F-504
-------	-------	-------	-------



F-507	F-508	F-509	F-510
-------	-------	-------	-------

SC

SCREEN PANEL SYSTEM

Can be installed easily and its vision blocking effect improves work concentration levels

It can easily be installed when office space does not usually permit installation, and its vision blocking effect can help improve work concentration levels. Also, memos can be attached using magnets.



70

SCREEN


It can be installed easily when partitions cannot be installed due to restrictions of office space, and its vision blocking effect can help improve work concentration levels. Also, a magnet can be used for use as a memo board



Detail



Simple Finish
An energizing process is performed on high quality plastic mold caps, strips and strong and lightweight aluminum frame for simple and refined finish






Screen bracket
Made with a structure that can strongly fix screens by being installed on the bottom part of the desk

POST


ONE POST System

L-type, T-type and X-type screen can be connected using a single post



Item

SCREEN



- SCREEN (H:395)
- NSBS0006 W600 D30 H395
- NSBS0008 W800 D30 H395
- NSBS0012 W1200 D30 H395
- NSBS0016 W1600 D30 H395

SCAPE SCREEN

It can be installed simply by using partitions which cannot be installed due to common restrictions within office spaces, and its vision blocking effect can help improve work concentration levels. Also, magnets can be used on the memo board.

72



Item

SCAPE SCREEN



Scape Screen (32T)
NSSC0012 W1200 D32 H800
NSSC0014 W1400 D32 H800
NSSC0016 W1600 D32 H800
NSSC0018 W1800 D32 H800

SLIM SCREEN



Slim Screen (15T)
NSUS0012 W1200 D15 H800
NSUS0014 W1400 D15 H800
NSUS0016 W1600 D15 H800
NSUS0018 W1800 D15 H800

COLOR


SCAPE steel(SP-S)
SCAPE board(SP-B)
SCAPE screen(SP-SC)
SLIM screen(SL-SC)



GREEN(DS042)



YELLOW(DS043)



BROWN(DS046)




NAVY(DS047)




GRAY(DS049)

F-500


AURA(AP)
RENOPLAN(RP)
ECONOPLAN(EP)
SCREEN(SC)




F-501




F-502




F-503




F-504




F-507



F-508




F-509




F-510

F-700


AURA(AP)
RENOPLAN(RP)
ECONOPLAN(EP)
SCREEN(SC)




F-703




F-704A




F-707A




F-708



F-701



F-701A



F-705




F-705A

F-800


AURA(AP)
RENOPLAN(RP)
ECONOPLAN(EP)
SCREEN(SC)




F-881



F-884




F-885




F-887




F-883



F-884A



F-885A



F-887A